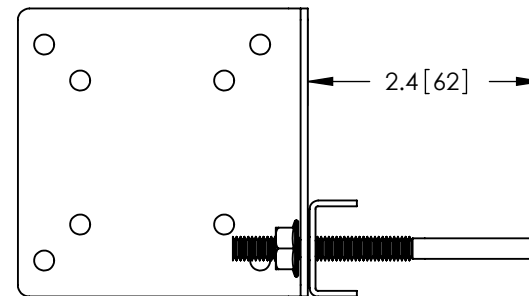
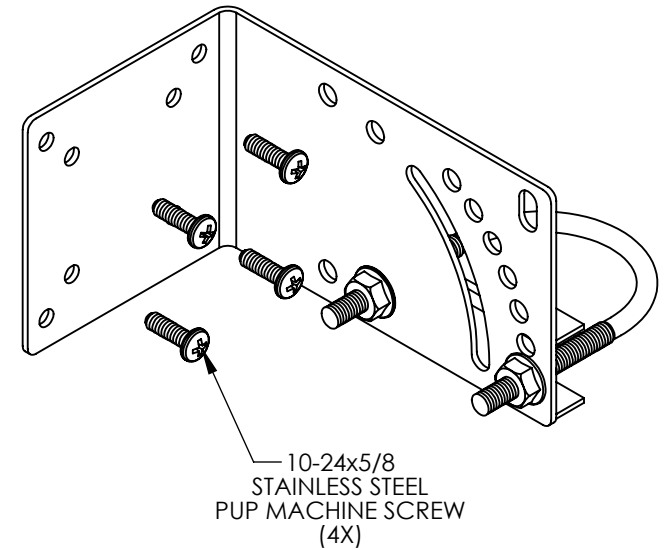
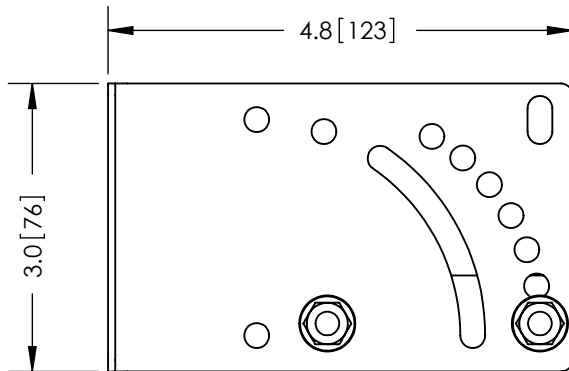
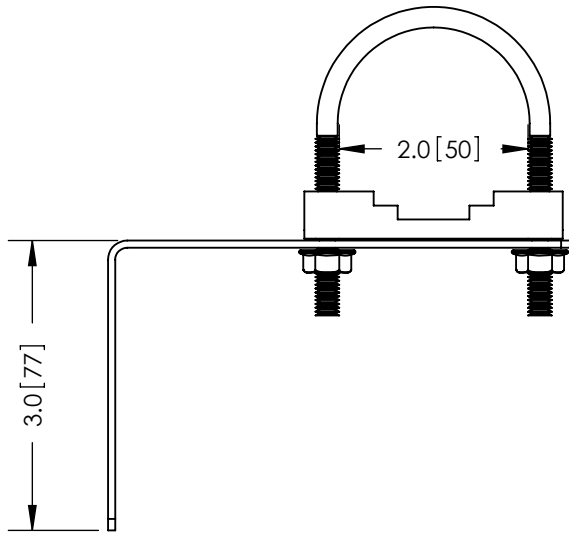


THE INFORMATION CONTAINED IN THIS DRAWING IS THE SOLE
PROPERTY OF L-COM, INC. ANY REPRODUCTION IN PART OR WHOLE
WITHOUT THE WRITTEN PERMISSION OF L-COM, INC. IS PROHIBITED.

REVISIONS			
REV	DESCRIPTION	DATE	APPROVED
A	INITIAL RELEASE	1/23/12	D.GRIFFIN
-	-	-	-



NOTES:
PACKAGING:
COMPONENT SHALL BE PACKAGED IN ACCORDANCE
WITH L-COM SPEC PIG-00012

-ALL DIMENSIONS FOR REFERENCE-

Rohs Compliant ✓

UNLESS OTHERWISE SPECIFIED, DIMENSIONS ARE IN INCHES [mm] DIMENSIONAL TOLERANCES: .X = ±.1 .XX = ±.01 .XXX = ±.005 ANGULAR TOLERANCES: ALL = ± 1° PROJECTION 	APPROVALS	DATE	 45 BEECHWOOD DRIVE NORTH ANDOVER, MA 01845	
	DRAWN BY B.PUCHASKI	01/17/12		
	CHECKED BY P.PESA	01/17/12	CATEGORY ANTENNA	
	APPROVED BY P.PESA	01/17/12	PRODUCT DESCRIPTION 60 DEGREE TILT AND SWIVEL MAST MOUNTING KIT	
CONFIGURATION DETAILS OF UNDIMENSIONED FEATURES MAY VARY		SIZE A	FSCM NO. 43321	DWG. NO. HGX-PMT06
COLOR VARIATIONS MAY OCCUR		SCALE: NONE		CAD FILE: HGX-PMT06.SLDDRW
		SHEET 1 OF 1		REV. A